

LAP-D 3rd Edition – Classroom Reports



Classroom Reports provide teachers and administrators with a summarized view of how children are progressing in meeting development and learning objective goals. Class level reports may be used to help plan for small groups or to monitor overall class progress. The following table lists each of the Classroom Reports and report characteristics.

Report Name	Type	Graph	# #	Comparative	Beginning Results	Mid-Year Results	End of Year Results
Class Grouping by LAP-D Item	DR	N	N	N	Y	Y	Y
T-Score by Domain	DR	N	Y	Y	Y	Y	Y
Z-Score by Domain	DR	N	Y	Y	Y	Y	Y
NCE Score by Domain	DR	N	Y	Y	Y	Y	Y
Percentile Rank Score by Domain	DR	N	Y	Y	Y	Y	Y
Classroom Report	DR	Y	Y	Y	Y	Y	Y
Classroom Head Start Alignment Report	DR	Y	Y	Y	Y	Y	Y
Starting Point Report	Period	N	N	N	N	N	N
T-Score by Subscale	DR	N	Y	Y	Y	Y	Y
Z-Score by Subscale	DR	N	Y	Y	Y	Y	Y
NCE Score by Subscale	DR	N	Y	Y	Y	Y	Y
Percentile Rank Score by Subscale	DR	N	Y	Y	Y	Y	Y

Classroom Report:













The Classroom Report graphs each child's progress in each of the 8 Subscales and 2 Observation Checklist in the LAP-D. Graphic symbols are used to denote which items the child has mastered based on the Beginning of Year Assessment Results and which items have been mastered by the child based on subsequent checkpoints (Mid-Year or End-of-Year). Each child enrolled in the classroom is listed across the top of the page with the developmental milestones listed down the left hand side of the grid and individual boxes for each child's information. Developmental skills that are emerging are denoted by an "E" in the appropriate square. A separate page(s) is printed for each of the 8 subscales and 2 observation checklist.

The Classroom report allow teachers to track child development overtime by monitoring those developmental items the child has mastered and those items that are emerging.

The report includes an individual column for each child in the class allowing the teacher to see groups of children working on the similar developmental skills.

Graphical icons indicate those developmental items children have demonstrated proficiency in at the beginning of the school year, those items gained during the school year and those items individual children are currently working on.

3. Cognitive: Matching

		Nina Swanson
CM1	Places circle & square in formboard after demonstration	
CM2	Places circle, square, and rectangle in formboards	
CM3	Identifies objects similar to each example	
CM4	Places circle, square, rectangle, and triangle in formboards	
CM5	Matches simple geometric forms	
CM6	Matches 8 color cards	
CM7	Matches simple geometric shapes and patterns	
CM8	Matches pictures of like objects	
CM9	Matches pictures of like animals	
CM10	Matches complex patterns	
CM11	Completes 6-piece puzzle in 3 minutes	
CM12	Selects matching letters in group of 3	E
CM13	Forms square from 2 triangles to match design	
CM14	Completes 8-piece puzzle in 3 minutes (kangaroo)	E
CM15	Copies geometric design using square and 2 triangles	E
CM16	Selects letter or numeral that matches sample	
CM17	Places pictures of objects on related samples	
CM18	Builds 2 steps from 10 small blocks with model removed	

Class List by Item Missed:

The Class List by Item Missed report is a quick way to group children by emerging skills based on the selected checkpoint period. Each developmental milestone marked as emerging in the selected checkpoint period is listed along with a listing of children who did not demonstrate proficiency in that skill. The report supports small group planning.

The Class List by Item Missed groups children together based on the results of the selected checkpoint period.

The report is organized by domain and includes those children with emerging skills in the selected checkpoint period.

If an item is emerging for more than one child, children are grouped together for that particular item.

Item	Dev Age	Item Description	CHILD NAME	Notes/Activities
FM21	54	Lace through holes in outline of picture on lacing card	Nina Swanson	
FM23	60	Builds 'gate' with 5 small blocks from model	Nina Swanson	
FM24	60	Folds and creases square paper 3 times after demonstration	Nina Swanson	
FW16	54	Copies H	Nina Swanson	
FW18	54	Copies Square	Nina Swanson	
FW19	54	Prints any 2 letters without model	Nina Swanson	
CM11	48	Completes 6-piece puzzle in 3 minutes	Nina Swanson	
CM12	48	Selects matching letters in group of 3	Nina Swanson	